

27 January 2023

Consumer Non-cyclical | Food & Beverage Products

เจริญโภคภัณฑ์อาหาร (CPF TB)

“ซื้อ” (คงคำแนะนำ)

4Q65E อ่อนลงตามฤดูกาล โดยมีอุปสงค์เพิ่มในระยะข้างหน้า; “ซื้อ”

Target Price (Return): THB34 (44.1%)
 Price (Market Cap): THB23.60 (USD6,029m)
 ESG score: 3.56 (out of 4)
 Avg Daily Turnover (THB/USD) 466m/13.3m

- **คงคำแนะนำ “ซื้อ” และราคาเป้าหมายที่ 34 บาท มี upside 44% และเงินปันผล FY66F รวบรวม 3% CPF จะอยู่ในตำแหน่งที่ดีที่จะได้รับประโยชน์จากการฟื้นตัวของการบริโภค** ภายหลังจากสถานการณ์การระบาดของ COVID-19 ทั่วโลกปรับดีขึ้น เราคาดว่า CPF จะได้รับประโยชน์จากราคาเนื้อสัตว์ที่สูงในไทย จีน และเวียดนาม แม้ว่าราคาระยะสั้นมีปรับลดลงบ้าง ผลประกอบการ 4Q65F น่าจะอ่อนลง QoQ แต่ยังคงแข็งแกร่งเทียบปีก่อน ด้านอุปทานสุกรยังคงตึงตัวจากโรคอหิวาต์แอฟริกาในสุกร ทั้งนี้ upside มีโอกาสมาจากการฟื้นตัวของการบริโภคในจีนและประเทศอื่น ๆ ที่กำลังจะฟื้นตัวในระยะข้างหน้า

- **คาดว่ากำไร 4Q65 จะกลับมาใกล้เคียง YoY ที่ 3.6 พันล้านบาท** จากที่ขาดทุน 4.6 พันล้านบาทใน 4Q64 แต่อย่างไรก็ตามจะเป็นกำไรที่ลดลง 35% QoQ ตามปัจจัยฤดูกาล เนื่องจากคำสั่งซื้อส่วนใหญ่จากเศรษฐกิจจะฟื้นตัวมากขึ้นในช่วง 3Q ซึ่งเป็นไตรมาสที่สูงสุดตามสภาพอากาศที่เอื้ออำนวยต่อกิจกรรมการทานอาหารนอกบ้าน หมายเหตุ: เมื่อเดือน ต.ค. 2565 มีเทศกาลกินเจในประเทศไทยที่ส่งผลกระทบต่ออุปสงค์ราคาไก่ 4Q65 ลดลง 4% QoQ แต่ยังคงเพิ่มขึ้น 35% YoY เป็น 44 บาท/กก. ราคาสุกรในช่วงเดียวกันลดลง 1.3% QoQ แต่เพิ่มขึ้น 32% YoY เป็น 101 บาท/กก. ราคาสุกรช่วง 4Q65 ในเวียดนามลดลง 14% QoQ แต่เพิ่มขึ้น 29% YoY เป็น 54,000 ดอง/กก. ขณะที่ราคาไก่ในช่วงเดียวกันลดลง 5% QoQ เหลือ 34,000 ดอง/กก. ส่วนแบ่งกำไรจากบริษัทที่เกี่ยวข้องน่าจะลดลง 8% QoQ ตามราคาสุกรที่ลดลงในจีน เมื่อหักการขาดทุนจากสินทรัพย์ชีวภาพประมาณ 600 ล้านบาท กำไรสุทธิน่าจะอยู่ที่ 3 พันล้านบาท (-42% QoQ, -56% YoY)

- **ราคาเนื้อสัตว์จะยังคงอยู่ในระดับสูง แม้จะลดลงเล็กน้อยจากจุดสูงสุด** ฝ่ายบริหารยังคงเชื่อว่าราคาสุกรและไก่ในไทยจะยังอยู่ในระดับสูงในปี 2566 เนื่องจากจำนวนสุกรพ่อแม่พันธุ์ สุกรอายุน้อย และไก่ป้อนยังเพิ่มขึ้นอย่างต่อเนื่อง ราคาไก่เนื้อเพิ่งลดลงมาอยู่ที่ 41-43 บาท/กก. ในเดือน ธ.ค. 2565 จาก 44-45 บาท/กก. ในเดือน พ.ย. 2565 ก่อนจะกลับขึ้นมาที่ 46 บาท/กก. ในเดือน ม.ค. 2566 ขณะที่ราคาสุกรปัจจุบันอยู่ที่ 98 บาท/กก. จากเดิม 102-104 บาท/กก. ในช่วงเดียวกัน โดยเป็นผลจากฝนที่ตกหนัก ปัญหา COVID-19 เทศกาลกินเจ และกิจกรรมการทานอาหารนอกบ้านที่ลดลง อย่างไรก็ตาม ในระยะข้างหน้า อุปทานสุกรยังคงตึงตัวจากโรค ASF – CPF เชื่อว่าการฟื้นตัวของการบริโภคของจีนจะกระตุ้นการเดินทางและกิจกรรมทางเศรษฐกิจ ซึ่งจะส่งผลให้การบริโภคเนื้อสุกรและเนื้อไก่เพิ่มขึ้น โดยเรามองว่าทั้งสองอย่างยังฟื้นตัวไม่เต็มที่ โดยนี่เป็นเพียงจุดเริ่มต้นของช่วงที่ฟื้นตัว และคาดว่าจะมีอุปสงค์เพิ่มขึ้นในระยะต่อไป การบริโภคในไทย เวียดนาม และประเทศเพื่อนบ้านอื่น ๆ เช่น กัมพูชา มาเลเซีย และฟิลิปปินส์ ที่น่าจะฟื้นตัวเช่นกัน

- **คะแนน ESG ของ CPF อยู่ที่ 3.6 จากความสำเร็จในการใช้หลักการ ESG ในการพัฒนาการดำเนินงานที่ยั่งยืน** เราจึงให้ premium 6% จากราคาเบื้องต้น และได้ราคาเป้าหมายที่ 34 บาท คาดว่า CPF จะปันผล 3% ในปีนี้ คงคำแนะนำ “ซื้อ”

Analyst

Athipu Visavaveja
 +66 2088 9827
athipu.vi@rhbgroup.com



Share Performance (%)

	YTD	1m	3m	6m	12m
Absolute	(4.8)	(3.7)	(6.5)	(5.6)	(8.4)
Relative	(5.0)	(6.4)	(11.2)	(13.2)	(10.1)
52-wk Price low/high (THB)	23.2 – 27.0				

Charoen Pokphand Foods (CPF TB)



Source: Bloomberg

Overall ESG Score: 3.56 (out of 4)

E: ดี

CPF มีความตั้งใจที่จะสนับสนุนผลิตภัณฑ์ที่เป็นมิตรกับสิ่งแวดล้อม และมีนโยบายที่แข็งแกร่งในการลดคาร์บอนฟุตพริ้นท์ที่เป็นมิตรกับสิ่งแวดล้อม โรงงานทั้งหมดของบริษัทดำเนินการตามมาตรฐานของสิ่งแวดล้อมและการบำบัดของเสีย

S: ดีเยี่ยม

CPF มีความสัมพันธ์ในเรื่องเกี่ยวกับแรงงานเกษตรค่อนข้างมาก CPF มีข้อควรระวังมากที่สุดในเรื่องนี้ของ ESG อย่างไรก็ตาม บริษัทได้จัดการความสัมพันธ์ทั้งทางสังคมและชุมชนได้เป็นอย่างดี บริษัทมีนโยบายที่แข็งแกร่งในการต่อต้านการใช้แรงงานในแบบที่ไม่ถูกต้อง CPF ยังมีการดำเนินการเพื่อให้สอดคล้องกับมาตรฐานสากล เช่นมาตรฐานที่ใช้กับดัชนีความยั่งยืนดาวโจนส์ และ เป้าหมายการพัฒนาที่ยั่งยืนของสหประชาชาติ บริษัทยังคงดำเนินกิจกรรมที่รับผิดชอบต่อสังคมโดยการเข้าร่วมโครงการที่เหมาะสมกับความต้องการของสังคม

G: ดีเยี่ยม

CPF ปฏิบัติตามคำแนะนำของสมาคมส่งเสริมสถาบันกรรมการบริษัทไทย มีการเปิดเผยนโยบายที่สอดคล้องกับเกณฑ์ที่กำหนดโดย SET ในฐานะที่เป็นบริษัทจดทะเบียน CPF ได้เปิดเผยข้อมูลที่สำคัญอย่างกว้างขวางและทันเวลาที่ต่อผู้มีส่วนได้ส่วนเสีย

Forecasts and Valuation	Dec-20	Dec-21	Dec-22F	Dec-23F	Dec-24F
Total turnover (THBm)	589,713	512,704	629,471	623,684	625,491
Recurring net profit (THBm)	20,539	3,756	13,889	16,722	18,612
Recurring net profit growth (%)	(0.2)	(81.7)	269.8	20.4	11.3
Recurring P/E (x)	10.29	54.10	14.63	12.15	10.92
P/B (x)	1.0	1.1	1.0	1.0	0.9
P/CF (x)	3.52	13.46	13.29	6.30	6.42
Dividend Yield (%)	5.6	2.8	2.7	3.3	3.7
EV/EBITDA (x)	5.29	11.63	7.63	7.39	7.67
Return on average equity (%)	13.6	6.8	7.9	8.2	8.7
Net debt to equity (%)	122.9	148.5	146.4	138.4	130.5

Source: Company data, RHB

27 January 2023

Consumer Non-cyclical | Food & Beverage Products

Financial Exhibits

Asia	Financial summary (THB)	Dec-20	Dec-21	Dec-22F	Dec-23F	Dec-24F
Thailand	Recurring EPS	2.29	0.44	1.61	1.94	2.16
Consumer Non-cyclical	DPS	1.33	0.65	0.65	0.78	0.86
Charoen Pokphand Foods	BVPS	22.65	22.16	23.12	24.29	25.58
CPF TB	Return on average equity (%)	13.6	6.8	7.9	8.2	8.7
Buy						
	Valuation metrics	Dec-20	Dec-21	Dec-22F	Dec-23F	Dec-24F
Valuation basis	Recurring P/E (x)	10.29	54.10	14.63	12.15	10.92
DCF	P/B (x)	1.0	1.1	1.0	1.0	0.9
	FCF Yield (%)	9.2	(21.9)	(5.2)	2.6	2.3
Key drivers	Dividend Yield (%)	5.6	2.8	2.7	3.3	3.7
i. Uptrend cycle on its farm business;	EV/EBITDA (x)	5.29	11.63	7.63	7.39	7.67
ii. Average local feed cost remain at lower bound levels;	EV/EBIT (x)	7.91	29.04	13.66	13.22	14.47
iii. Protein shortage in Asia.						
	Income statement (THBm)	Dec-20	Dec-21	Dec-22F	Dec-23F	Dec-24F
Key risks	Total turnover	589,713	512,704	629,471	623,684	625,491
i. Meat price volatility;	Gross profit	107,243	65,890	96,569	101,308	98,000
ii. Softening consumption from economic slowdowns;	EBITDA	67,534	37,483	57,977	58,475	55,109
iii. THB appreciation.	Depreciation and amortisation	(22,312)	(22,474)	(25,612)	(25,769)	(25,909)
	Operating profit	45,222	15,009	32,365	32,706	29,200
	Net interest	(16,818)	(16,596)	(16,042)	(15,698)	(15,894)
	Pre-tax profit	54,457	16,733	29,645	32,440	35,367
	Taxation	(11,001)	(2,654)	(9,850)	(11,353)	(12,377)
	Reported net profit	25,387	13,029	15,389	16,722	18,612
	Recurring net profit	20,539	3,756	13,889	16,722	18,612
	Cash flow (THBm)	Dec-20	Dec-21	Dec-22F	Dec-23F	Dec-24F
Company Profile	Change in working capital	4,738	(17,755)	(14,360)	1,119	(468)
CPF is the leading agro-industrial and food conglomerate in the Asia-Pacific region. The company operates in both livestock and aquaculture businesses. The vertically integrated divisions incorporate the manufacturing of animal feed, animal farming, and production of cooked meat.	Cash flow from operations	60,036	15,094	15,289	32,254	31,671
	Capex	(40,569)	(59,602)	(25,772)	(27,048)	(27,048)
	Cash flow from investing activities	(75,918)	(59,602)	(25,772)	(27,048)	(27,048)
	Dividends paid	(11,481)	(5,597)	(5,555)	(6,687)	(7,443)
	Cash flow from financing activities	38,789	118,605	4,135	1,597	20,230
	Cash at beginning of period	32,094	57,035	36,686	25,673	25,721
	Net change in cash	22,907	74,097	(6,349)	6,803	24,854
	Ending balance cash	57,035	131,419	28,253	28,198	43,957
	Balance sheet (THBm)	Dec-20	Dec-21	Dec-22F	Dec-23F	Dec-24F
	Total cash and equivalents	57,997	36,686	25,673	25,721	40,880
	Tangible fixed assets	200,138	230,507	232,636	234,539	236,241
	Total investments	251,757	265,874	265,874	265,874	265,874
	Total assets	761,718	842,681	854,738	853,899	871,174
	Short-term debt	144,222	132,460	195,314	183,749	189,474
	Total long-term debt	235,968	330,701	263,022	264,763	264,640
	Total liabilities	499,540	555,544	559,269	548,399	554,510
	Total equity	262,179	287,137	295,469	305,500	316,665
	Total liabilities & equity	761,718	842,681	854,738	853,899	871,174
	Key metrics	Dec-20	Dec-21	Dec-22F	Dec-23F	Dec-24F
	Revenue growth (%)	10.7	(13.1)	22.8	(0.9)	0.3
	Recurrent EPS growth (%)	3.6	(81.0)	269.8	20.4	11.3
	Gross margin (%)	18.2	12.9	15.3	16.2	15.7
	Operating EBITDA margin (%)	11.5	7.3	9.2	9.4	8.8
	Net profit margin (%)	4.3	2.5	2.4	2.7	3.0
	Dividend payout ratio (%)	45.2	43.0	36.1	40.0	40.0
	Capex/sales (%)	6.9	11.6	4.1	4.3	4.3
	Interest cover (x)	2.69	0.90	2.02	2.08	1.84

Source: Company data, RHB

27 January 2023

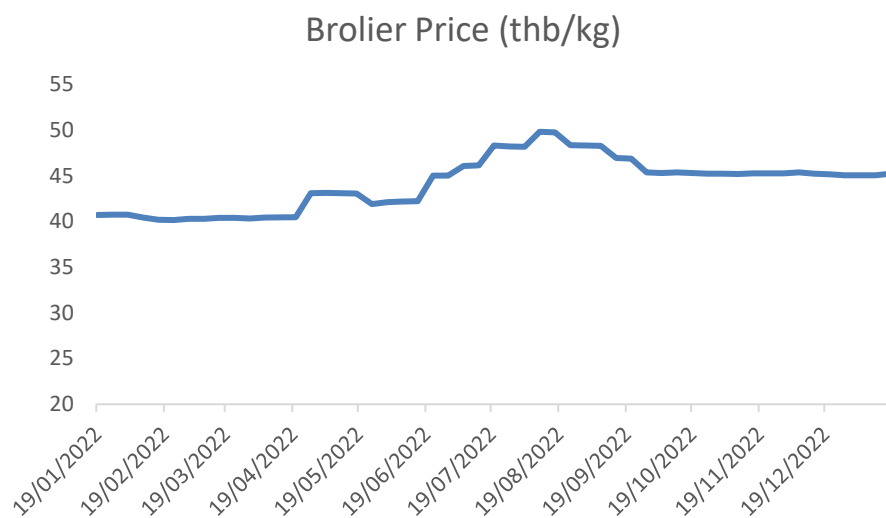
Consumer Non-cyclical | Food & Beverage Products

Figure 1: 4Q22F – softened QoQ due to seasonality

	4Q22F	3Q22	4Q21	QoQ%	YoY%	Comment
Revenues	158,238	160,266	137,781	-1%	116%	Higher meat selling prices YoY, lower selling price QoQ from seasonality.
COGS	(135,451)	(136,287)	(128,020)	-0.6%	106%	
Gross profit	22,786	23,979	9,761	-5%	246%	Soft margins QoQ from seasonality, but improved from last year's numbers with high selling prices and better cost management.
SG&A	(14,250)	(14,385)	(13,772)	-1%	104%	
EBIT	8,536	9,594	(4,011)	-11%	nm.	
EBITDA	15,238	17,951	3,633	-15%	494%	
Equity sharing	2,100	2,294	1,022	-8%	224%	Softer swine business in China QoQ, but improved YoY.
Financial expenses	(6,100)	(5,494)	(4,372)	11%	nm.	
Tax	(915)	(2,015)	21	-55%	nm.	
Norm profit	3,621	5,529	(4,634)	-35%	nm.	
Net profit	2,971	5,108	6,720	-42%	-56%	Mainly from biological losses.
Gross profit margin	14.4%	15.0%	7.1%			
Operating margin	5.4%	6.0%	-2.9%			
EBITDA margin	9.6%	11.2%	2.6%			
Normalised profit margin	2.3%	3.4%	-3.4%			
Net profit margin	1.9%	3.2%	4.9%			

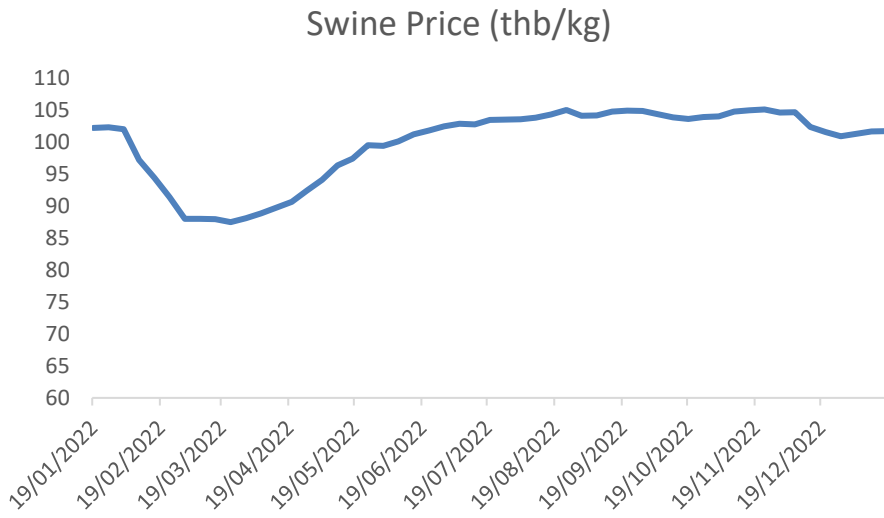
Source: Company & RHB

Figure 2: Broiler chicken prices have still moved in a high range



Source: Office of Agricultural Business

Figure 3: Swine price continues to move in the high range



Source: Office of Agricultural Business

Recommendation Chart




Source: RHB, Bloomberg

Date	Recommendation	Target Price	Price
2022-12-30	Buy	34.0	24.8
2022-12-09	Buy	34.0	23.6
2022-11-16	Buy	34.0	24.4
2022-11-01	Buy	34.0	25.5
2022-10-10	Buy	34.0	24.6
2022-09-07	Buy	34.0	26.0
2022-08-16	Buy	34.0	26.3
2022-07-19	Buy	34.0	25.0
2022-06-17	Buy	34.0	26.5
2022-05-25	Buy	34.0	25.5
2022-04-26	Buy	34.0	24.0
2022-04-07	Buy	34.0	23.6
2022-03-30	Buy	35.0	24.5
2022-03-07	Buy	35.0	23.6
2022-03-03	Buy	35.0	24.8

Source: RHB, Bloomberg

ESG Rating History



Source: RHB

RHB Guide to Investment Ratings

Buy:	Share price may exceed 10% over the next 12 months
Trading Buy:	Share price may exceed 15% over the next 3 months, however longer-term outlook remains uncertain
Neutral:	Share price may fall within the range of +/- 10% over the next 12 months
Take Profit:	Target price has been attained. Look to accumulate at lower levels
Sell:	Share price may fall by more than 10% over the next 12 months
Not Rated:	Stock is not within regular research coverage

Investment Research Disclaimers

RHB has issued this report for information purposes only. This report is intended for circulation amongst RHB and its affiliates' clients generally or such persons as may be deemed eligible by RHB to receive this report and does not have regard to the specific investment objectives, financial situation and the particular needs of any specific person who may receive this report. This report is not intended, and should not under any circumstances be construed as, an offer or a solicitation of an offer to buy or sell the securities referred to herein or any related financial instruments.

This report may further consist of, whether in whole or in part, summaries, research, compilations, extracts or analysis that has been prepared by RHB's strategic, joint venture and/or business partners. No representation or warranty (express or implied) is given as to the accuracy or completeness of such information and accordingly investors should make their own informed decisions before relying on the same.

This report is not directed to, or intended for distribution to or use by, any person or entity who is a citizen or resident of or located in any locality, state, country or other jurisdiction where such distribution, publication, availability or use would be contrary to the applicable laws or regulations. By accepting this report, the recipient hereof (i) represents and warrants that it is lawfully able to receive this document under the laws and regulations of the jurisdiction in which it is located or other applicable laws and (ii) acknowledges and agrees to be bound by the limitations contained herein. Any failure to comply with these limitations may constitute a violation of applicable laws.

All the information contained herein is based upon publicly available information and has been obtained from sources that RHB believes to be reliable and correct at the time of issue of this report. However, such sources have not been independently verified by RHB and/or its affiliates and this report does not purport to contain all information that a prospective investor may require. The opinions expressed herein are RHB's present opinions only and are subject to change without prior notice. RHB is not under any obligation to update or keep current the information and opinions expressed herein or to provide the recipient with access to any additional information. Consequently, RHB does not guarantee, represent or warrant, expressly or impliedly, as to the adequacy, accuracy, reliability, fairness or completeness of the information and opinion contained in this report. Neither RHB (including its officers, directors, associates, connected parties, and/or employees) nor does any of its agents accept any liability for any direct, indirect or consequential losses, loss of profits and/or damages that may arise from the use or reliance of this research report and/or further communications given in relation to this report. Any such responsibility or liability is hereby expressly disclaimed.

Whilst every effort is made to ensure that statement of facts made in this report are accurate, all estimates, projections, forecasts, expressions of opinion and other subjective judgments contained in this report are based on assumptions considered to be reasonable and must not be construed as a representation that the matters referred to therein will occur. Different assumptions by RHB or any other source may yield substantially different results and recommendations contained on one type of research product may differ from recommendations contained in other types of research. The performance of currencies may affect the value of, or income from, the securities or any other financial instruments referenced in this report. Holders of depositary receipts backed by the securities discussed in this report assume currency risk. Past performance is not a guide to future performance. Income from investments may fluctuate. The price or value of the investments to which this report relates, either directly or indirectly, may fall or rise against the interest of investors.

This report may contain comments, estimates, projections, forecasts and expressions of opinion relating to macroeconomic research published by RHB economists of which should not be considered as investment ratings/advice and/or a recommendation by such economists on any securities discussed in this report.

This report does not purport to be comprehensive or to contain all the information that a prospective investor may need in order to make an investment decision. The recipient of this report is making its own independent assessment and decisions regarding any securities or financial instruments referenced herein. Any investment discussed or recommended in this report may be unsuitable for an investor depending on the investor's specific investment objectives and financial position. The material in this report is general information intended for recipients who understand the risks of investing in financial instruments. This report does not take into account whether an investment or course of action and any associated risks are suitable for the recipient. Any recommendations contained in this report must therefore not be relied upon as investment advice based on the recipient's personal circumstances. Investors should make their own independent evaluation of the information contained herein, consider their own investment objective, financial situation and particular needs and seek their own financial, business, legal, tax and other advice regarding the appropriateness of investing in any securities or the investment strategies discussed or recommended in this report.

This report may contain forward-looking statements which are often but not always identified by the use of words such as "believe", "estimate", "intend" and "expect" and statements that an event or result "may", "will" or "might" occur or be achieved and other similar expressions. Such forward-looking statements are based on assumptions made and information currently available to RHB and are subject to known and unknown risks, uncertainties and other factors which may cause the actual results, performance or achievement to be materially different from any future results, performance or achievement, expressed or implied by such forward-looking statements. Caution should be taken with respect to such statements and recipients of this report should not place undue reliance on any such forward-looking statements. RHB expressly disclaims any obligation to update or revise any forward-looking statements, whether as a result of new information, future events or circumstances after the date of this publication or to reflect the occurrence of unanticipated events.

The use of any website to access this report electronically is done at the recipient's own risk, and it is the recipient's sole responsibility to take precautions to ensure that it is free from viruses or other items of a destructive nature. This report may also provide the addresses of, or contain hyperlinks to, websites. RHB takes no responsibility for the content contained therein. Such addresses or hyperlinks (including addresses or hyperlinks to RHB own website material) are provided solely for the recipient's convenience. The information and the content of the linked site do not in any way form part of this report. Accessing such website or following such link through the report or RHB website shall be at the recipient's own risk.

This report may contain information obtained from third parties. Third party content providers do not guarantee the accuracy, completeness, timeliness or availability of any information and are not responsible for any errors or omissions (negligent or otherwise), regardless of the cause, or for the results obtained from the use of such content. Third party content providers give no express or implied warranties, including, but not limited to, any warranties of merchantability or fitness for a particular purpose or use. Third party content providers shall not be liable for any direct, indirect, incidental, exemplary, compensatory, punitive, special or consequential damages, costs, expenses, legal fees, or losses (including lost income or profits and opportunity costs) in connection with any use of their content.

The research analysts responsible for the production of this report hereby certifies that the views expressed herein accurately and exclusively reflect his or her personal views and opinions about any and all of the issuers or securities analysed in this report and were prepared independently and autonomously. The research analysts that authored this report are precluded by RHB in all circumstances from trading in the securities or other financial instruments referenced in the report, or from having an interest in the company(ies) that they cover.

The contents of this report is strictly confidential and may not be copied, reproduced, published, distributed, transmitted or passed, in whole or in part, to any other person without the prior express written consent of RHB and/or its affiliates. This report has been delivered to RHB and its affiliates' clients for information purposes only and upon the express understanding that such parties will use it only for the purposes set forth above. By electing to view or accepting a copy of this report, the recipients have agreed that they will not print, copy, videotape, record, hyperlink, download, or otherwise attempt to reproduce or re-transmit (in any form including hard copy or electronic distribution format) the contents of this report. RHB and/or its affiliates accepts no liability whatsoever for the actions of third parties in this respect.

The contents of this report are subject to copyright. Please refer to Restrictions on Distribution below for information regarding the distributors of this report. Recipients must not reproduce or disseminate any content or findings of this report without the express permission of RHB and the distributors.

The securities mentioned in this publication may not be eligible for sale in some states or countries or certain categories of investors. The recipient of this report should have regard to the laws of the recipient's place of domicile when contemplating transactions in the securities or other financial instruments referred to herein. The securities discussed in this report may not have been registered in such jurisdiction. Without prejudice to the foregoing, the recipient is to note that additional disclaimers, warnings or qualifications may apply based on geographical location of the person or entity receiving this report.

The term "RHB" shall denote, where appropriate, the relevant entity distributing or disseminating the report in the particular jurisdiction referenced below, or, in every other case, RHB Investment Bank Berhad and its affiliates, subsidiaries and related companies.

RESTRICTIONS ON DISTRIBUTION

Malaysia

This report is issued and distributed in Malaysia by RHB Investment Bank Berhad ("RHBIB"). The views and opinions in this report are our own as of the date hereof and is subject to change. If the Financial Services and Markets Act of the United Kingdom or the rules of the Financial Conduct Authority apply to a recipient, our obligations owed to such recipient therein are unaffected. RHBIB has no obligation to update its opinion or the information in this report.

Thailand

This report is issued and distributed in the Kingdom of Thailand by RHB Securities (Thailand) PCL, a licensed securities company that is authorised by the Ministry of Finance, regulated by the Securities and Exchange Commission of Thailand and is a

member of the Stock Exchange of Thailand. The Thai Institute of Directors Association has disclosed the Corporate Governance Report of Thai Listed Companies made pursuant to the policy of the Securities and Exchange Commission of Thailand. RHB Securities (Thailand) PCL does not endorse, confirm nor certify the result of the Corporate Governance Report of Thai Listed Companies.

Indonesia

This report is issued and distributed in Indonesia by PT RHB Sekuritas Indonesia. This research does not constitute an offering document and it should not be construed as an offer of securities in Indonesia. Any securities offered or sold, directly or indirectly, in Indonesia or to any Indonesian citizen or corporation (wherever located) or to any Indonesian resident in a manner which constitutes a public offering under Indonesian laws and regulations must comply with the prevailing Indonesian laws and regulations.

Singapore

This report is issued and distributed in Singapore by RHB Bank Berhad (through its Singapore branch) which is an exempt capital markets services entity and an exempt financial adviser regulated by the Monetary Authority of Singapore. RHB Bank Berhad (through its Singapore branch) may distribute reports produced by its respective foreign entities, affiliates or other foreign research houses pursuant to an arrangement under Regulation 32C of the Financial Advisers Regulations. Where the report is distributed in Singapore to a person who is not an Accredited Investor, Expert Investor or an Institutional Investor, RHB Bank Berhad (through its Singapore branch) accepts legal responsibility for the contents of the report to such persons only to the extent required by law. Singapore recipients should contact RHB Bank Berhad (through its Singapore branch) in respect of any matter arising from or in connection with the report.

United States

This report was prepared by RHB is meant for distribution solely and directly to "major" U.S. institutional investors as defined under, and pursuant to, the requirements of Rule 15a-6 under the U.S. Securities and Exchange Act of 1934, as amended (the "Exchange Act") via a registered U.S. broker-dealer as appointed by RHB from time to time. Accordingly, any access to this report via Bursa Marketplace or any other Electronic Services Provider is not intended for any party other than "major" US institutional investors (via a registered U.S broker-dealer), nor shall be deemed as solicitation by RHB in any manner. RHB is not registered as a broker-dealer in the United States and currently has not appointed a U.S. broker-dealer. Additionally, RHB does not offer brokerage services to U.S. persons. Any order for the purchase or sale of all securities discussed herein must be placed with and through a registered U.S. broker-dealer as appointed by RHB from time to time as required by the Exchange Act Rule 15a-6. For avoidance of doubt, RHB reiterates that it has not appointed any U.S. broker-dealer during the issuance of this report. This report is confidential and not intended for distribution to, or use by, persons other than the recipient and its employees, agents and advisors, as applicable. Additionally, where research is distributed via Electronic Service Provider, the analysts whose names appear in this report are not registered or qualified as research analysts in the United States and are not associated persons of any registered U.S. broker-dealer as appointed by RHB from time to time and therefore may not be subject to any applicable restrictions under Financial Industry Regulatory Authority ("FINRA") rules on communications with a subject company, public appearances and personal trading. Investing in any non-U.S. securities or related financial instruments discussed in this research report may present certain risks. The securities of non-U.S. issuers may not be registered with, or be subject to the regulations of, the U.S. Securities and Exchange Commission. Information on non-U.S. securities or related financial instruments may be limited. Foreign companies may not be subject to audit and reporting standards and regulatory requirements comparable to those in the United States. The financial instruments discussed in this report may not be suitable for all investors. Transactions in foreign markets may be subject to regulations that differ from or offer less protection than those in the United States.

DISCLOSURE OF CONFLICTS OF INTEREST

RHB Investment Bank Berhad, its subsidiaries (including its regional offices) and associated companies, ("RHBIB Group") form a diversified financial group, undertaking various investment banking activities which include, amongst others, underwriting, securities trading, market making and corporate finance advisory.

As a result of the same, in the ordinary course of its business, any member of the RHBIB Group, may, from time to time, have business relationships with, hold any positions in the securities and/or capital market products (including but not limited to shares, warrants, and/or derivatives), trade or otherwise effect transactions for its own account or the account of its customers or perform and/or solicit investment, advisory or other services from any of the subject company(ies) covered in this research report.

While the RHBIB Group will ensure that there are sufficient information barriers and internal controls in place where necessary, to prevent/manage any conflicts of interest to ensure the independence of this report, investors should also be aware that such conflict of interest may exist in view of the investment banking activities undertaken by the RHBIB Group as mentioned above and should exercise their own judgement before making any investment decisions.

In Singapore, investment research activities are conducted under RHB Bank Berhad (through its Singapore branch), and the disclaimers above similarly apply.

Malaysia

Save as disclosed in the following link [RHB Research conflict disclosures – Jan 2023](#) and to the best of our knowledge, RHBIB hereby declares that:

1. RHBIB does not have a financial interest in the securities or other capital market products of the subject company(ies) covered in this report.
2. RHBIB is not a market maker in the securities or capital market products of the subject company(ies) covered in this report.
3. None of RHBIB's staff or associated person serve as a director or board member* of the subject company(ies) covered in this report
**For the avoidance of doubt, the confirmation is only limited to the staff of research department*
4. RHBIB did not receive compensation for investment banking or corporate finance services from the subject company in the past 12 months.
5. RHBIB did not receive compensation or benefit (including gift and special cost arrangement e.g. company/issuer-sponsored and paid trip) in relation to the production of this report.

Thailand

Save as disclosed in the following link [RHB Research conflict disclosures – Jan 2023](#) and to the best of our knowledge, RHB Securities (Thailand) PCL hereby declares that:

1. RHB Securities (Thailand) PCL does not have a financial interest in the securities or other capital market products of the subject company(ies) covered in this report.
2. RHB Securities (Thailand) PCL is not a market maker in the securities or capital market products of the subject company(ies) covered in this report.
3. None of RHB Securities (Thailand) PCL's staff or associated person serve as a director or board member* of the subject company(ies) covered in this report
**For the avoidance of doubt, the confirmation is only limited to the staff of research department*
4. RHB Securities (Thailand) PCL did not receive compensation for investment banking or corporate finance services from the subject company in the past 12 months.
5. RHB Securities (Thailand) PCL did not receive compensation or benefit (including gift and special cost arrangement e.g. company/issuer-sponsored and paid trip) in relation to the production of this report.

Indonesia

Save as disclosed in the following link [RHB Research conflict disclosures – Jan 2023](#) and to the best of our knowledge, PT RHB Sekuritas Indonesia hereby declares that:

1. PT RHB Sekuritas Indonesia and its investment analysts, does not have any interest in the securities of the subject company(ies) covered in this report.
For the avoidance of doubt, interest in securities include the following:
 - a) Holding directly or indirectly, individually or jointly own/hold securities or entitled for dividends, interest or proceeds from the sale or exercise of the subject company's securities covered in this report*;
 - b) Being bound by an agreement to purchase securities or has the right to transfer the securities or has the right to pre subscribe the securities*.
 - c) Being bound or required to buy the remaining securities that are not subscribed/placed out pursuant to an Initial Public Offering*.
 - d) Managing or jointly with other parties managing such parties as referred to in (a), (b) or (c) above.
2. PT RHB Sekuritas Indonesia is not a market maker in the securities or capital market products of the subject company(ies) covered in this report.
3. None of PT RHB Sekuritas Indonesia's staff** or associated person serve as a director or board member* of the subject company(ies) covered in this report.
4. PT RHB Sekuritas Indonesia did not receive compensation for investment banking or corporate finance services from the subject company in the past 12 months.
5. PT RHB Sekuritas Indonesia** did not receive compensation or benefit (including gift and special cost arrangement e.g. company/issuer-sponsored and paid trip) in relation to the production of this report:

Notes:

**The overall disclosure is limited to information pertaining to PT RHB Sekuritas Indonesia only.*

***The disclosure is limited to Research staff of PT RHB Sekuritas Indonesia only.*

Singapore

Save as disclosed in the following link [RHB Research conflict disclosures – Jan 2023](#) and to the best of our knowledge, the Singapore Research department of RHB Bank Berhad (through its Singapore branch) hereby declares that:

1. RHB Bank Berhad, its subsidiaries and/or associated companies do not make a market in any issuer covered by the Singapore research analysts in this report.
2. RHB Bank Berhad, its subsidiaries and/or its associated companies and its analysts do not have a financial interest (including a shareholding of 1% or more) in the issuer covered by the Singapore research analysts in this report.
3. RHB Bank Berhad's Singapore research staff or connected persons do not serve on the board or trustee positions of the issuer covered by the Singapore research analysts in this report.
4. RHB Bank Berhad, its subsidiaries and/or its associated companies do not have and have not within the last 12 months had any corporate finance advisory relationship with the issuer covered by the Singapore research analysts in this report or any other relationship that may create a potential conflict of interest.
5. RHB Bank Berhad's Singapore research analysts, or person associated or connected to it do not have any interest in the acquisition or disposal of, the securities, specified securities based derivatives contracts or units in a collective investment scheme covered by the Singapore research analysts in this report.
6. RHB Bank Berhad's Singapore research analysts do not receive any compensation or benefit in connection with the production of this research report or recommendation on the issuer covered by the Singapore research analysts.

Analyst Certification

The analyst(s) who prepared this report, and their associates hereby, certify that:

(1) they do not have any financial interest in the securities or other capital market products of the subject companies mentioned in this report, except for:

Analyst	Company
-	-

(2) no part of his or her compensation was, is or will be directly or indirectly related to the specific recommendations or views expressed in this report.



KUALA LUMPUR

RHB Investment Bank Bhd
Level 3A, Tower One, RHB Centre
Jalan Tun Razak
Kuala Lumpur 50400
Malaysia
Tel : +603 9280 8888
Fax : +603 9200 2216

JAKARTA

PT RHB Sekuritas Indonesia
Revenue Tower, 11th Floor, District 8 - SCBD
Jl. Jendral Sudirman Kav 52-53
Jakarta 12190
Indonesia
Tel : +6221 509 39 888
Fax : +6221 509 39 777

BANGKOK

RHB Securities (Thailand) PCL
10th Floor, Sathorn Square Office Tower
98, North Sathorn Road, Silom
Bangrak, Bangkok 10500
Thailand
Tel: +66 2088 9999
Fax :+66 2088 9799

SINGAPORE

RHB Bank Berhad (Singapore branch)
90 Cecil Street
#04-00 RHB Bank Building
Singapore 069531
Fax: +65 6509 0470

Corporate Governance Report Rating 2021 (CG Score) as of 30 Dec 2021

Companies with Excellent CG Scoring by alphabetical order

AAV	BGC	CSS	GRAMM	LH	NWR	PTTEP	SENA	TEAMG	TTA
ADVAN	BGRIM	DDD	GULF	LHFG	NYT	PTTGC	SHR	TFMAMA	TTB
AF	BIZ	DELTA	GUNKUL	LIT	OISHI	PYLON	SIRI	TGH	TTCL
AH	BKI	DEMCO	HANA	LPN	OR	Q-CON	SIS	THANA	TTW
AIRA	BOL	DRT	HARN	MACO	ORI	QH	SITHAI	THANI	TU
AKP	BPP	DTAC	HMPRO	MAJOR	OSP	QTC	SMK	THCOM	TVD
ALT	BRR	DUSIT	ICC	MAKRO	OTO	RATCH	SMPC	THG	TVI
AMA	BTS	EA	ICHI	MALEE	PAP	RS	SNC	THIP	TVO
AMATA	BTW	EASTW	III	MBK	PCSGH	S	SONIC	THRE	TWPC
AMATA	BWG	ECF	ILINK	MC	PDG	S & J	SPALI	THREL	U
ANAN	CENTEL	ECL	ILM	MCOT	PDJ	SAAM	SPI	TIPCO	UAC
AOT	CFRESH	EE	INTUCH	METCO	PG	SABINA	SPRC	TISCO	UBIS
AP	CHEWA	EGCO	IP	MFEC	PHOL	SAMART	SPVI	TK	UV
ARIP	CHO	EPG	IRPC	MINT	PLANB	SAMTEL	SSSC	TKT	VGI
ARROW	CIMBT	ETC	ITEL	MONO	PLANET	SAT	SST	TMT	VIH
ASP	CK	FPI	IVL	MOONG	PLAT	SC	STA	TNDT	WACOA
AUCT	CKP	FPT	JSP	MSC	PORT	SCB	STEC	TNTY	WAVE
AWC	CM	FSMART	JWD	MST	PPS	SCC	STI	TOA	WHA
AYUD	CNT	GBX	K	MTC	PR9	SCCC	SUN	TOP	WHAUP
BAFS	COM7	GC	KBANK	MVP	PREB	SCG	SUSCO	TPBI	WICE
BANPU	COMAN	GCAP	KCE	NCL	PRG	SCGP	SUTHA	TQM	WINNER
BAY	COTTO	GFPT	KKP	NEP	PRM	SCM	SVI	TRC	ZEN
BBL	CPALL	GGC	KSL	NER	PROUD	SDC	SYMC	TRU	TRUE
BCP	CPF	GLAND	KTB	NKI	PSH	SEAFCO	SYNTEC	TSC	
BCPG	CPI	GLOBAL	KTC	NOBLE	PSL	SEAOIL	TACC	TSR	
BDMS	CPN	GPI	LALIN	NSI	PTG	SE-ED	TASCO	TSTE	
BEM	CRC	GPSC	LANNA	NVD	PTT	SELIC	TCAP	TSTH	



Companies with Very Good CG Scoring by alphabetical order

2S	ATP30	CPW	GJS	KIAT	MTI	QLT	SKE	TCC	UMI
7UP	B	CRD	GYT	KISS	NBC	RBF	SKN	TCMC	UOBKH
ABICO	BA	CSC	HEMP	KOOL	NCAP	RCL	SKR	TEAM	UP
ABM	BAM	CSP	HPT	KTIS	NCH	RICHY	SKY	TFG	UPF
ACE	BC	CWT	HTC	KUMWEL	NETBA	RML	SLP	TFI	UPOIC
ACG	BCH	DCC	HYDRO	KUN	NEX	ROJNA	SMT	TIGER	UTP
ADB	BEC	DCON	ICN	KWC	NINE	RPC	SMT	TITLE	VCOM
AEONTS	BEYOND	DHOUSE	IFS	KWM	NRF	RT	SNP	TKN	VL
AGE	BFIT	DOD	IMH	L&E	NTV	RWI	SO	TKS	VNT
AHC	BJC	DOHOME	IND	LDC	OCC	S11	SORKON	TM	VPO
AIT	BJCHI	DV8	INET	LEO	OGC	SA	SPA	TMC	VRANDA
ALL	BLA	EASON	INSET	LHK	PATO	SAK	SPC	TMD	WGE
ALLA	BR	EFORL	INSURE	LOXLEY	PB	SALEE	SPCG	TMI	WIJK
ALUCON	BROOK	ERW	IRC	LRH	PICO	SAMCO	SR	TMILL	WP
AMANA	CBG	ESSO	IRCP	LST	PIMO	SANKO	SRICHA	TNL	XO
AMARIN	CEN	ESTAR	IT	M	PJW	SAPPE	SSC	TNP	XPG
APCO	CGH	ETE	ITD	MATCH	PL	SAWAD	SSF	TOG	YUASA
APCS	CHARAN	FE	J	MBAX	PM	SCI	STANLY	TPA	
APURE	CHAYO	FLOYD	JAS	MEGA	PMTA	SCN	STGT	TPAC	
AQUA	CHG	FN	JCK	META	PPP	SCP	STOWER	TPCS	
ASAP	CHOTI	FNS	JCKH	MFC	PPPM	SE	STPI	TPS	
ASEFA	CHOW	FORTH	JMART	MGT	PRIME	SFLEX	SUC	TRITN	
ASIA	CI	FSS	JMT	MICRO	PRIN	SFP	SWC	TRT	
ASIAN	CIG	FTE	KBS	MILL	PRINC	SFT	SYNEX	TSE	
ASIMAR	CMC	FVC	KCAR	MITSIB	PSG	SGF	TAE	TVT	
ASK	COLOR	GEL	KEX	MK	PSTC	SIAM	TAKUNI	TWP	
ASN	CPL	GENCO	KGI	MODERN	PT	SINGER	TBSP	UEC	



Companies with Ver Good CG Scoring by alphabetical order

A	CMAN	KASET	PRAKIT	THMUI
AI	CMO	KCM	PRAPAT	TNH
AIE	CMR	KK	PRECHA	TNR
AJ	CPT	KKC	PTL	TOPP
ALPHAX	CRANE	KWI	RJH	TPCH
AMC	CSR	KYE	RP	TPIPL
APP	D	LEE	RPH	TPIPP
AQ	EKH	LPH	RSP	TPLAS
ARIN	EMC	MATI	SABUY	TPOLY
AS	EP	M-CHAI	SF	TQR
AU	F&D	MCS	SGP	TTI
B52	FMT	MDX	SICT	TYCN
BEAUTY	GIFT	MJD	SIMAT	UKEM
BGT	GLOCON	MORE	SISB	UMS
BH	GREEN	MUD	SK	UNIQ
BIG	GSC	NC	SMART	UPA
BLAND	GTB	NDR	SOLAR	UREKA
BM	HTECH	NFC	SPACK	VIBHA
BROCK	HUMAN	NNCL	SPG	W
BSBM	IHL	NOVA	SQ	WIN
BSM	IIG	NPK	SSP	WORK
BTNC	INGRS	NUSA	STARK	WPH
BYD	INOX	PAF	STC	YGG
CAZ	JAK	PF	SUPER	ZIGA
CCP	JR	PK	SVOA	
CGD	JTS	PLE	TC	
CITY	JUBILE	PPM	TCCC	

IOD (IOD Disclaimer)

การเปิดเผยผลการสำรวจของสมาคมส่งเสริมสถาบันกรรมการบริษัทไทย (IOD) ในเรื่องการกำกับดูแลกิจการ (Corporate Governance) นี้เป็นการดำเนินการตามนโยบายของสำนักงานคณะกรรมการกำกับหลักทรัพย์และตลาดหลักทรัพย์ โดยการสำรวจของ IOD เป็นการสำรวจและประเมินจากข้อมูลของบริษัทจดทะเบียนในตลาดหลักทรัพย์แห่งประเทศไทยและตลาดหลักทรัพย์เอเอ็มเอไอ ที่มีการเปิดเผยต่อสาธารณะและเป็นข้อมูลที่ผู้ลงทุนทั่วไปสามารถเข้าถึงได้ ดังนั้นผลสำรวจดังกล่าวจึงเป็นการนำเสนอในมุมมองของบุคคลภายนอกโดยไม่ได้เป็นการประเมินการปฏิบัติและไม่ได้มีการใช้ข้อมูลภายในในการประเมิน

อนึ่งผลการสำรวจดังกล่าวเป็นผลการสำรวจ ณ วันที่ปรากฏในรายงานภาพกำกับดูแลกิจการบริษัทจดทะเบียนไทยเท่านั้น ดังนั้นผลการสำรวจจึงอาจเปลี่ยนแปลงได้ภายหลังวันดังกล่าว ทั้งนี้ บริษัทหลักทรัพย์ อาร์เอชบี จำกัด (มหาชน) มิได้ยืนยันหรือรับรองถึงความถูกต้องของผลการสำรวจดังกล่าวแต่อย่างใด

Score Range	Number of Logo	Description
Less than 50	No logo given	-
50-59		Pass
60-69		Satisfactory
70-79		Good
80-89		Very Good
90-100		Excellent

Source : <http://www.thai-iod.com/th/projects-2.asp>

Anti-Corruption Progress Indicator (as of 30 Dec 2021)

ได้รับการรับรอง CAC

2S	BAM	CGH	EA	GJS	JKN	MAKRO	NOBLE	PM	RATCH	SKR	SYNTEC	TMILL	TVO
ADVANC	BANPU	CHEWA	EASTW	GPI	K	MALEE	NOK	PPP	RML	SMIT	TAE	TMT	TWPC
AF	BAY	CHOTI	ECL	GPSC	KASET	MBAX	NSI	PPPM	RWI	SMK	TAKUNI	TNITY	U
AI	BBL	CHOW	EGCO	GSTEEL	KBANK	MBK	NWR	PPS	S & J	SMPC	TASCO	TNL	UBE
AIE	BCH	CIG	EP	GUNKUL	KBS	MC	OCC	PREB	SAAM	SNC	TBSP	TNP	UBIS
AIRA	BCP	CIMBT	EPG	HANA	KCAR	MCOT	OCEAN	PRG	SABINA	SNP	TCAP	TNR	UEC
AKP	BCPG	CM	ERW	HARN	KCE	META	OGC	PRINC	SAPPE	SORKON	TCMC	TOG	UKEM
AMA	BEYOND	CMC	ESTAR	HEMP	KGI	MFC	ORI	PRM	SAT	SPACK	TFG	TOP	UOBKH
AMANAH	BGC	COM7	ETE	HMPRO	KKP	MFEC	PAP	PROS	SC	SPALI	TFI	TOPP	UPF
AMATA	BGRIM	COTTO	FE	HTC	KSL	MINT	PATO	PSH	SCB	SPC	TFMAMA	TPA	UV
AMATAV	BJCHI	CPALL	FNS	ICC	KTB	MONO	PB	PSL	SCC	SPI	TGH	TPP	VGI
AP	BKI	CPF	FPI	ICHI	KTC	MOONG	PCSGH	PSTC	SCCC	SPRC	THANI	TRU	VIH
APCS	BLA	CPI	FPT	IFEC	KWC	MSC	PDG	PT	SCG	SRICHA	THCOM	TRUE	VNT
AQUA	BPP	CPN	FSMART	IFS	KWI	MST	PDJ	PTG	SCN	SSF	THIP	TSC	WACOAL
ARROW	BROOK	CSC	FSS	ILINK	L&E	MTC	PE	PTT	SEAOIL	SSP	THRE	TSTE	WHA
ASIAN	BRR	DCC	FTE	INET	LANNA	MTI	PG	PTTEP	SE-ED	SSSC	THREL	TSTH	WHAUP
ASK	BSBM	DELTA	GBX	INSURE	LH	NBC	PHOL	PTTGC	SELIC	SST	TIDLOR	TTA	WICE
ASP	BTS	DEMCO	GC	INTUCH	LHFG	NEP	PK	PYLON	SENA	STA	TIPCO	TTB	WIK
AWC	BWG	DIMET	GCAP	IRC	LHK	NINE	PL	Q-CON	SGP	STOWER	TISCO	TTCL	XO
AYUD	CEN	DRT	GEL	IRPC	LPN	NKI	PLANB	QH	SINGER	SUSCO	TKS	TU	ZEN

ได้ประกาศเจตนารมณ์เข้าร่วม CAC

7UP	AS	CPR	DOHOME	GULF	JMT	MAJOR	NRF	SAK	STECH	VCOM
ABICO	BEC	CPW	ECF	III	JR	MATCH	NUSA	SCGP	STGT	VIBHA
AJ	BKD	CRC	EKH	INOX	KEX	MILL	PIMO	SCM	SUPER	WIN
ALT	CHG	DDD	ETC	J	KUMWEL	NCL	PR9	SIS	TOM	YUASA
APCO	CPL	DHOUSE	EVER	JMART	LDC	NOVA	RS	STAR	TSI	ZIGA

ข้อมูล Anti-Corruption Progress Indicator

การเปิดเผยการประเมินดัชนีชี้วัดความคืบหน้าการป้องกันกรณีมีส่วนเกี่ยวข้องกับการทุจริตคอร์รัปชัน (Anti-corruption Progress Indicators) ของบริษัทจดทะเบียนในตลาดหลักทรัพย์แห่งประเทศไทยที่จัดทำโดยสถาบันที่เกี่ยวข้องซึ่งมีการเปิดเผยโดยสำนักงาน คณะกรรมการกำกับหลักทรัพย์ และตลาดหลักทรัพย์นี้ เป็นการดำเนินการตามนโยบาย และตามแผนพัฒนาความยั่งยืนสำหรับบริษัทจดทะเบียนโดยผลการประเมินดังกล่าว สถาบันที่เกี่ยวข้องอาศัยข้อมูลที่ได้รับจากบริษัทจดทะเบียนตามบริษัทจดทะเบียนได้ระบุในแบบแสดงข้อมูลเพื่อการประเมิน Anti-Corruption ซึ่งอ้างอิงข้อมูลมาจากแบบแสดงรายการข้อมูลประจำปี แบบ (56-1) รายงานประจำปี แบบ (56-2) หรือในเอกสารหรือรายงานอื่นที่เกี่ยวข้องของบริษัทจดทะเบียนนั้น แล้วแต่กรณี ดังนั้น ผลการประเมินดังกล่าวจึงเป็นการนำเสนอในมุมมอง ของสถาบันที่เกี่ยวข้องซึ่งเป็นบุคคลภายนอก โดยมิได้เป็นการประเมินการปฏิบัติของบริษัทจดทะเบียนในตลาดหลักทรัพย์แห่งประเทศไทย และมีได้ใช้ข้อมูลภายในเพื่อการประเมิน

เนื่องจากผลการประเมินดังกล่าวเป็นเพียงผลการประเมิน ณ วันที่ปรากฏในผลการประเมินเท่านั้น ดังนั้น ผลการประเมินจึงอาจเปลี่ยนแปลง

ได้ภายหลังวันดังกล่าว หรือรับรองความถูกต้องครบถ้วนของผลประเมินดังกล่าวแต่อย่างใด ทั้งนี้บริษัทหลักทรัพย์ อาร์เอชบี จำกัด (มหาชน) มิได้

ยืนยันตรวจสอบหรือรับรองความถูกต้องของผลการสำรวจ